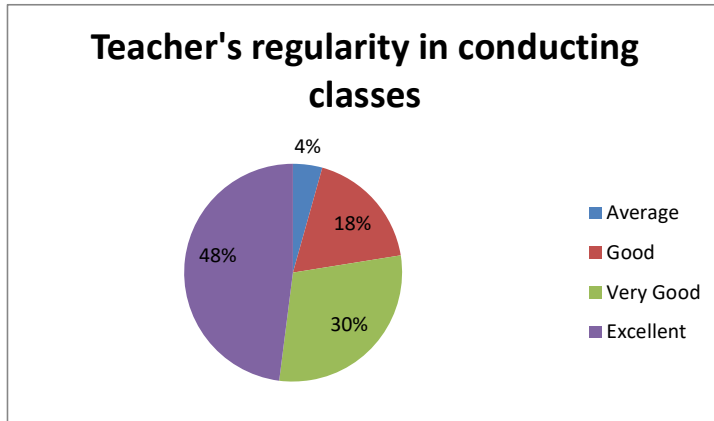


GOVT. BIKRAM COLLEGE OF COMMERCE, PATIALA
ANALYSIS OF STUDENT'S FEEDBACK FORM (2022-23) (N=463)

Sr. No.	Contents	Average	Good	Very Good	Excellent
1	Teacher's regularity in conducting classes	20	84	137	222
2	Maintenance of discipline in class by the teacher	14	71	150	228
3	Teacher's knowledge of subject matter	9	51	119	284
4	Teacher's ability to explain the subject matter	19	66	150	228
5	Teacher's ability to create interest in subject matter	27	87	151	198
6	Completion of syllabus in proper time by teacher	39	92	154	178
7	Availability of teacher after the class	30	107	148	178
8	Teacher's unbiased opinion in evaluation	26	101	143	193
9	Teacher discusses student's problems in the class	25	88	144	206
10	Proper guidance for future prospects given by teacher	29	83	143	208
11	Satisfied with your mentor (Tutor)	27	71	114	251
12	Co-Curricular activities are available	38	96	165	164
13	Satisfied with college Library	28	78	144	213
14	Proper canteen facilities are available	72	97	131	163
15	Girls common room is available	34	113	127	189
16	NSS is available in the college	14	83	137	229
17	Placement cell is active in college	76	117	121	149
18	Computer Labs are well equipped	23	89	138	213
19	Anti-ragging guidelines are followed	15	64	126	258

Table : - 1 Teacher's regularity in conducting classes

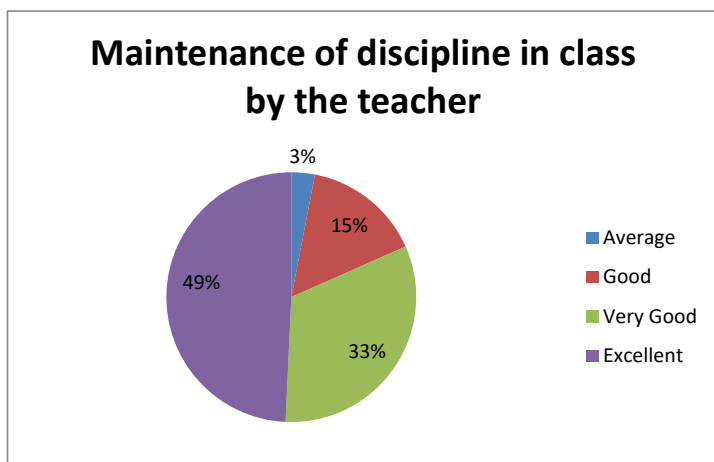
Criteria	No. of Students	%age
Excellent	222	48
Very Good	137	30
Good	84	18
Average	20	4



Interpretation: - it is observed that 78% students feel their teachers are regular in conducting class among them 48% feel excellent.

Table : - 2 Maintenance of discipline in class by the teacher

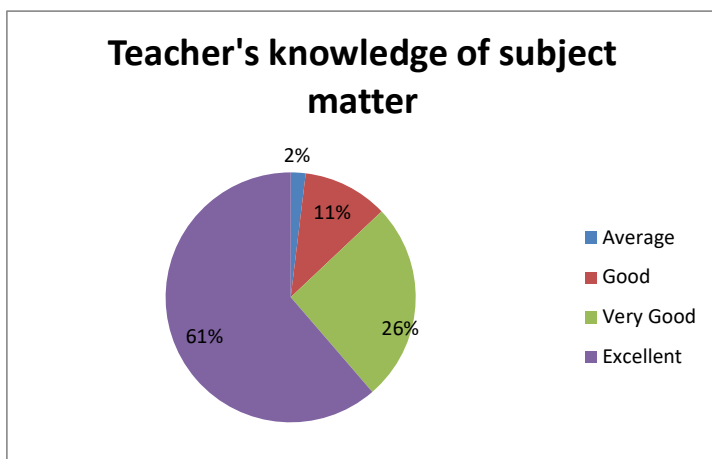
Criteria	No. of Students	%age
Excellent	228	49
Very Good	150	33
Good	71	15
Average	14	3



Interpretation: - it is observed that 82% students feel their teachers maintain discipline in class among them 49% feel excellent.

Table : - 3 Teacher's knowledge of subject matter

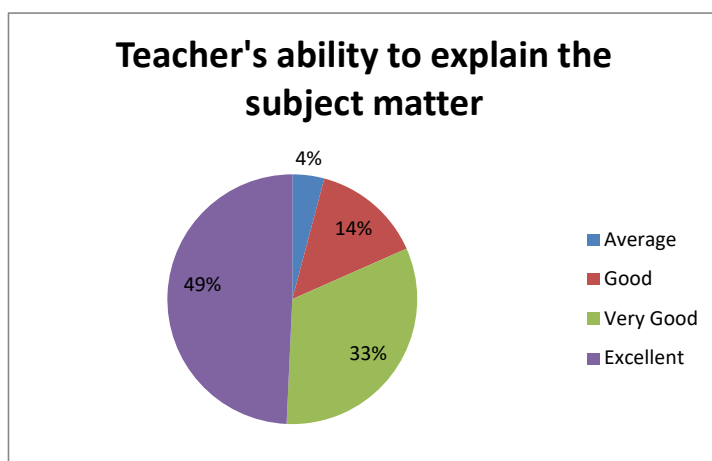
Criteria	No. of Students	%age
Excellent	284	61
Very Good	119	26
Good	51	11
Average	9	2



Interpretation: - it is observed that 87% students feel that their teacher have knowledge regarding subject matter among them 61% feel excellent.

Table : - 4 Teacher's ability to explain the subject matter

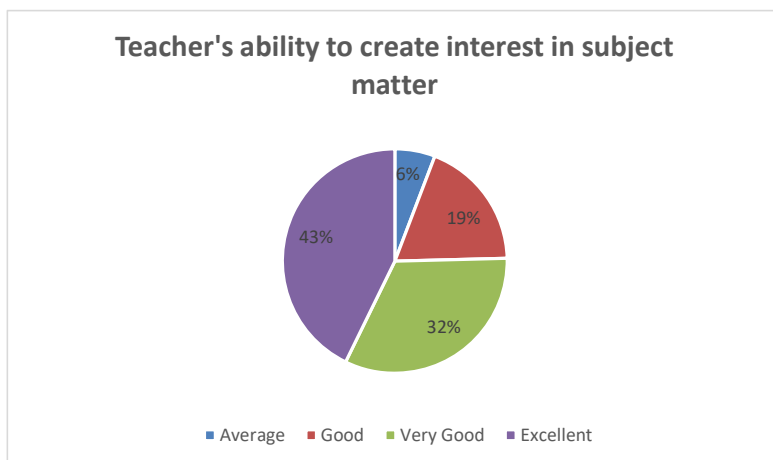
Criteria	No. of Students	%age
Excellent	228	49
Very Good	150	33
Good	66	14
Average	19	4



Interpretation: - it is observed that 82% students feel that their teachers have ability to explain the subject matter among them 49% feel excellent.

Table : - 5 Teacher's ability to create interest in subject matter

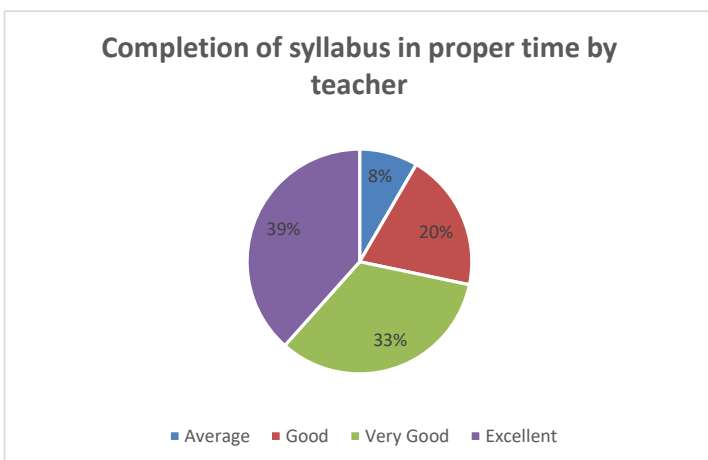
Criteria	No. of Students	%age
Excellent	198	43
Very Good	151	32
Good	87	19
Average	27	6



Interpretation: - it is observed that 75% students feel that their teachers have ability to create interest in subject matter among them 43% feel excellent.

Table : - 6 Completion of syllabus in proper time by teacher

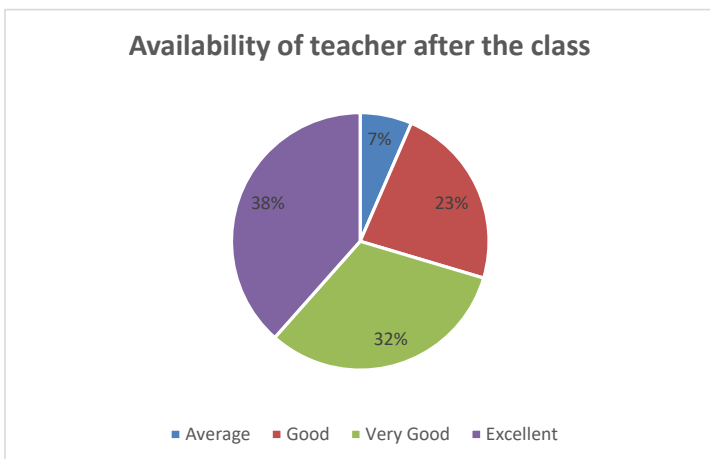
Criteria	No. of Students	%age
Excellent	178	39
Very Good	154	33
Good	92	20
Average	39	8



Interpretation: - it is observed that 72% students feel that their teachers complete the syllabus in proper time among them 39% feel excellent.

Table : - 7 Availability of teacher after the class

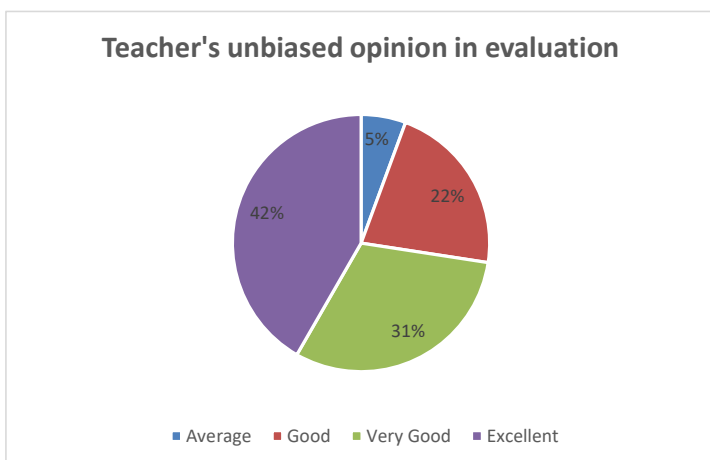
Criteria	No. of Students	%age
Excellent	178	38
Very Good	148	32
Good	107	23
Average	30	7



Interpretation: - it is observed that 70% students feel that their teachers are available after the class among them 38% feel excellent.

Table : - 8 Teacher's unbiased opinion in evaluation

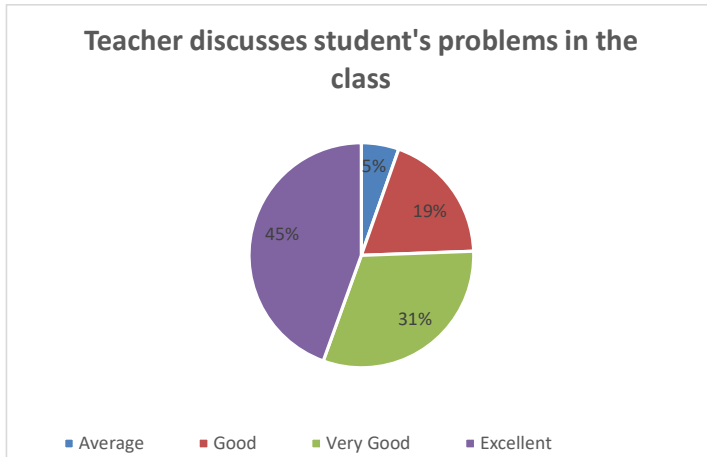
Criteria	No. of Students	%age
Excellent	193	42
Very Good	143	31
Good	101	22
Average	26	5



Interpretation: - it is observed that 73% students feel that their teachers have unbiased opinion in evaluation among them 42% feel excellent.

Table :- 9 Teacher discusses student's problems in the class

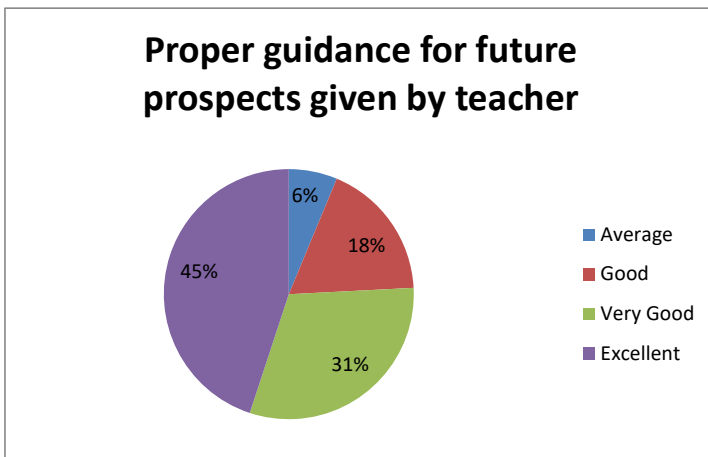
Criteria	No. of Students	%age
Excellent	206	45
Very Good	144	31
Good	88	19
Average	25	5



Interpretation: - it is observed that 76% students feel that their teachers discuss problems of students in class among them 45% feel excellent.

Table :-10 Proper guidance for future prospects given by teacher

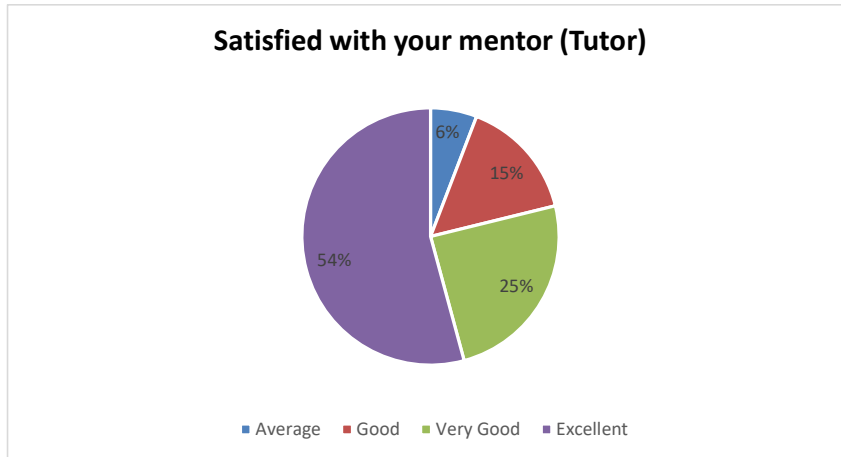
Criteria	No. of Students	%age
Excellent	208	45
Very Good	143	31
Good	83	18
Average	29	6



Interpretation: - it is observed that 76% students feel that their teachers provide proper guidance for future prospects among them 45% feel excellent.

Table :-11 Satisfied with your mentor (Tutor)

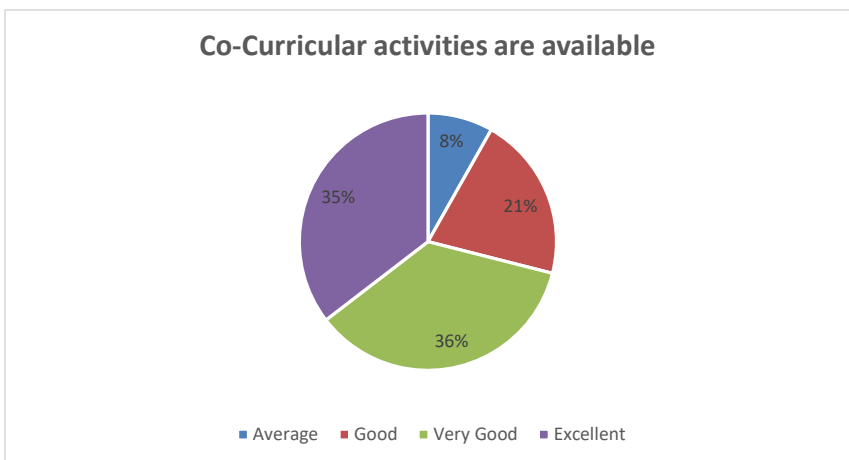
Criteria	No. of Students	%age
Excellent	251	54
Very Good	114	25
Good	71	15
Average	27	6



Interpretation: - it is observed that 79% students feel that they are satisfied with their mentor (Tutor) among them 54% feel excellent.

Table :-12 Co-Curricular activities are available

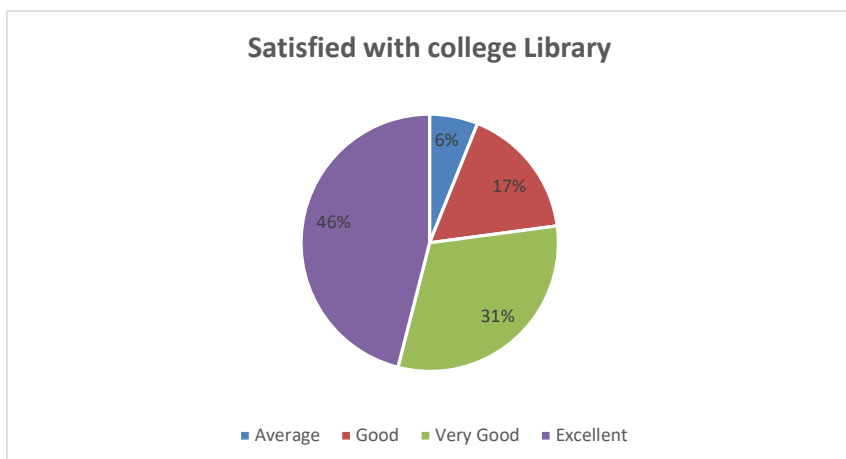
Criteria	No. of Students	%age
Excellent	164	35
Very Good	165	36
Good	96	21
Average	38	8



Interpretation: - it is observed that 71% students feel that Co- Curricular activities are available in college among them 35% feel excellent.

Table :-13 Satisfied with college Library

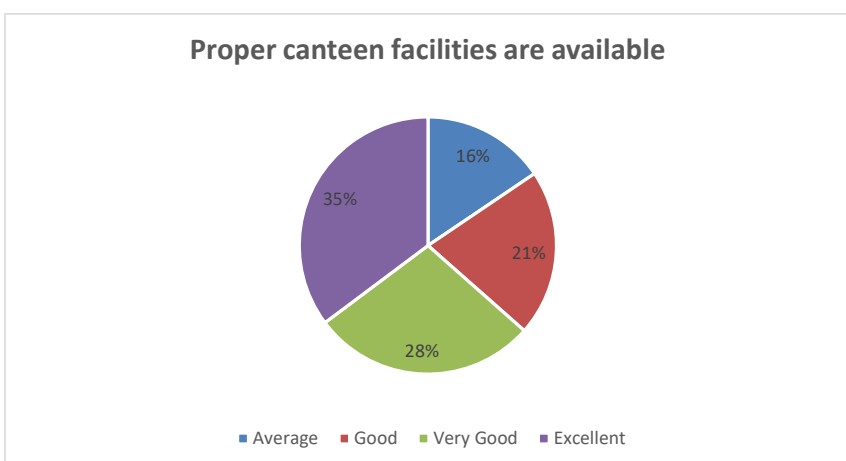
Criteria	No. of Students	%age
Excellent	213	46
Very Good	144	31
Good	78	17
Average	28	6



Interpretation: - it is observed that 77% students feel that they are satisfied with college library among them 46% feel excellent.

Table :-14 Proper canteen facilities are available

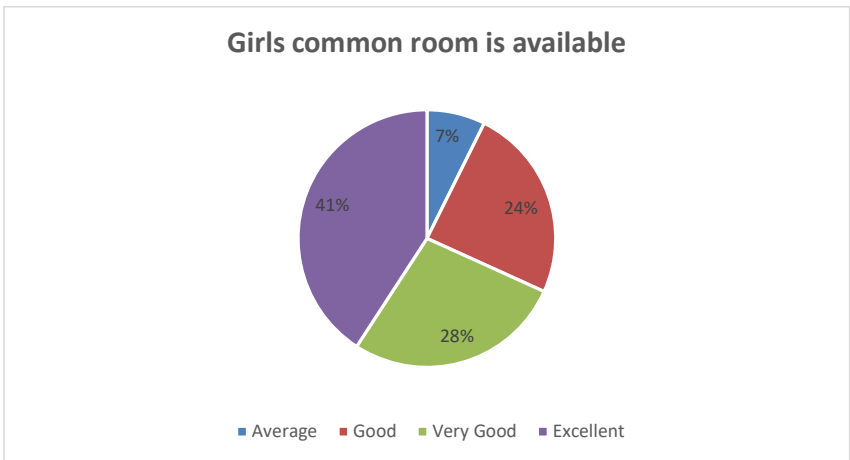
Criteria	No. of Students	%age
Excellent	163	35
Very Good	131	28
Good	97	21
Average	72	16



Interpretation: - it is observed that 63% students feel that proper canteen facility is available in college among them 35% feel excellent.

Table :-15 Girls common room is available

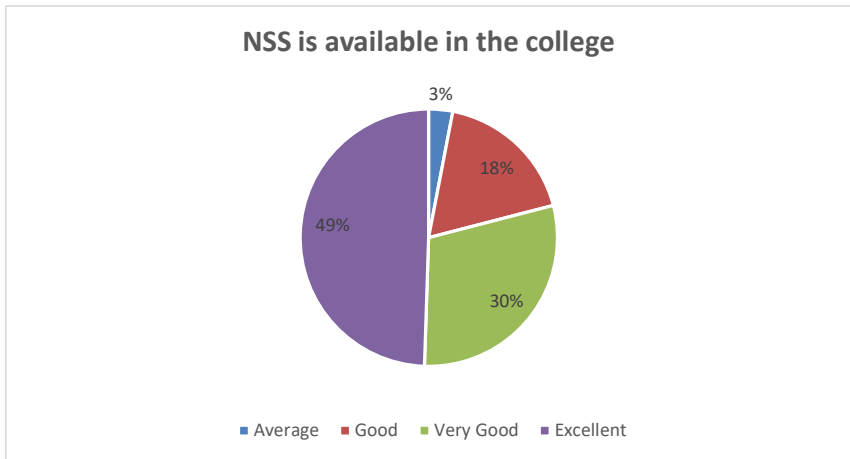
Criteria	No. of Students	%age
Excellent	189	41
Very Good	127	28
Good	113	24
Average	34	7



Interpretation: - it is observed that 69% students feel that girls common room is available in the college among them 41% feel excellent.

Table :-16 NSS is available in the college

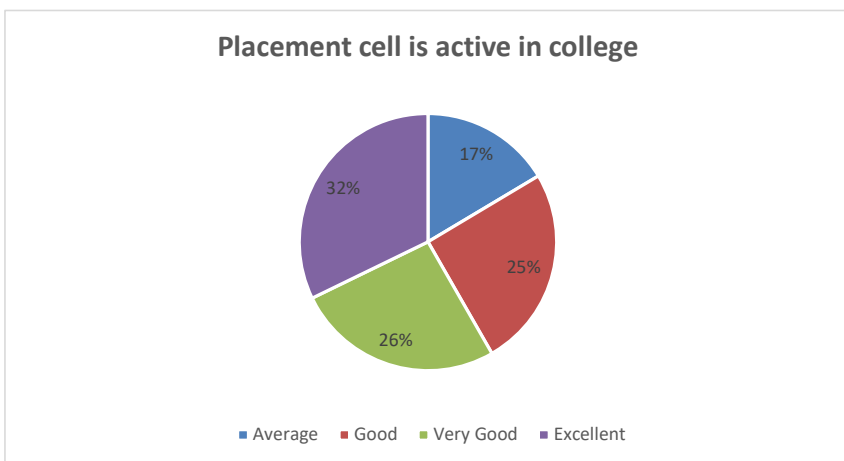
Criteria	No. of Students	%age
Excellent	229	49
Very Good	137	30
Good	83	18
Average	14	3



Interpretation: - it is observed that 79% students feel that NSS is available in the college among them 49% feel excellent.

Table :-17 Placement cell is active in college

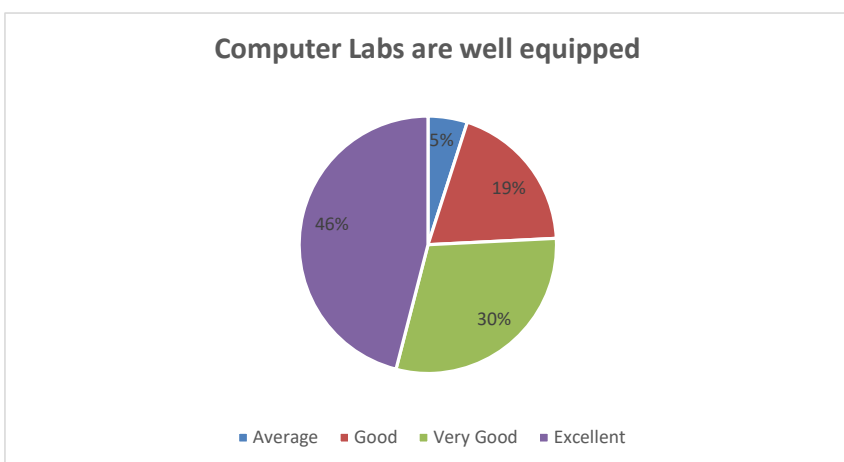
Criteria	No. of Students	%age
Excellent	149	32
Very Good	121	26
Good	117	25
Average	76	17



Interpretation: - it is observed that 58% students feel that placement cell is active in the college among them 32% feel excellent.

Table :-18 Computer Labs are well equipped

Criteria	No. of Students	%age
Excellent	213	46
Very Good	138	30
Good	89	19
Average	23	5

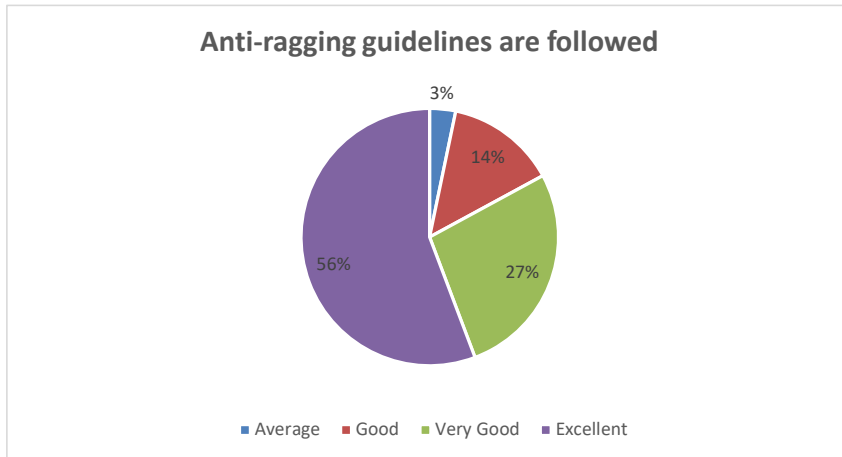


Interpretation: - it is observed that 76% students feel that computer labs are well equipped in the college among them 46% feel excellent.

Table :-19 Anti-ragging guidelines are followed

Criteria	No. of Students	%age
Excellent	258	56

Very Good	126	27
Good	64	14
Average	15	3



Interpretation: - it is observed that 83% students feel that anti-ragging guidelines are followed in college among them 56% feel excellent.

GOVT. BIKRAM COLLEGE OF COMMERCE, PATIALA

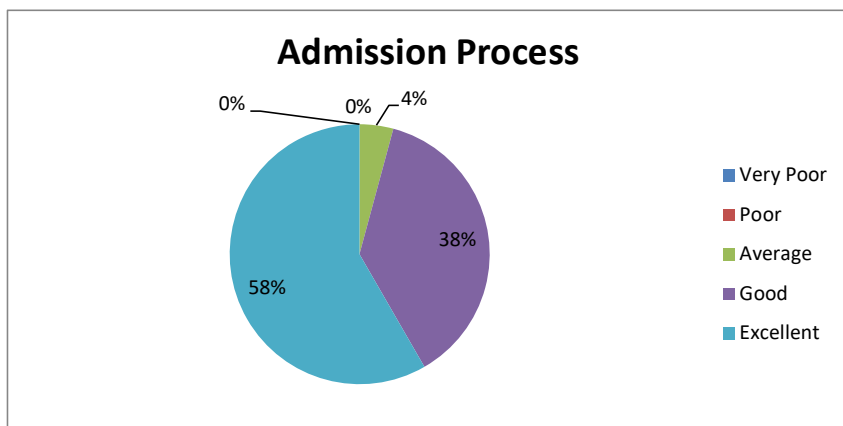
ANALYSIS OF PARENT'S FEEDBACK FORM (2022-23) (N=168)

SECTION: A

Sr. No.	Contents	Very Poor	Poor	Average	Good	Excellent
1	Admission Process	0	0	7	63	98
2	Facilities including Parking, Water, Hostel etc. in College Campus	2	5	10	73	78
3	Safety of your Ward in College Campus	0	4	5	81	78
4	College's Contribution in Improving the Knowledge and Skill of your Ward	2	2	15	65	84
5	Interaction/Communication with the teaching and non-teaching staff regarding any query	0	2	16	70	80

Table : - 1 Admission Process

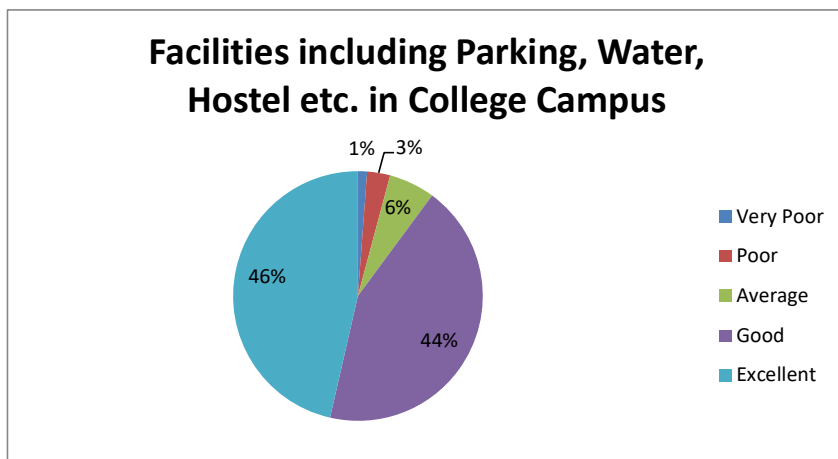
Criteria	No. of Parents	%age
Excellent	98	58
Very Good	63	38
Average	7	4
Poor	0	0
Very Poor	0	0



Interpretation: - it is observed that 96% parents feel that they are satisfied with admission process among them 58% feel excellent.

Table : - 2 Facilities including Parking, Water, Hostel etc. in College Campus

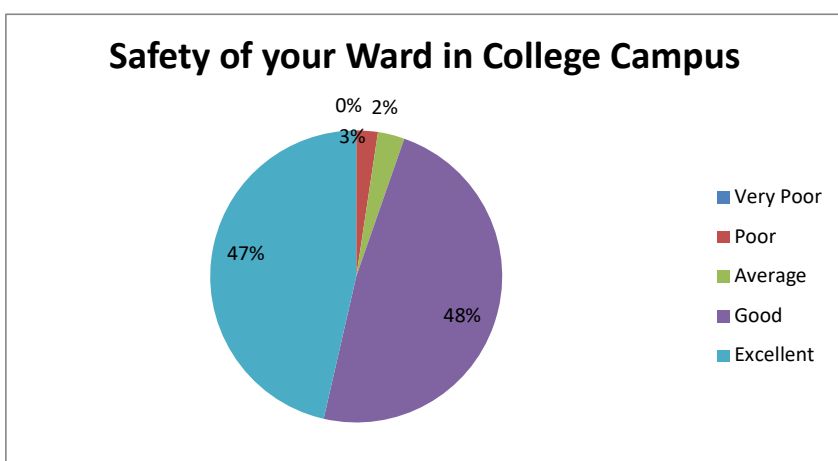
Criteria	No. of Parents	%age
Excellent	78	46
Very Good	73	44
Average	10	6
Poor	5	3
Very Poor	2	1



Interpretation: - it is observed that 90% parents feel that they are satisfied with the facilities including Parking, Water, Hostel etc. in college campus among them 46% feel excellent.

Table : - 3 Safety of your Ward in College Campus

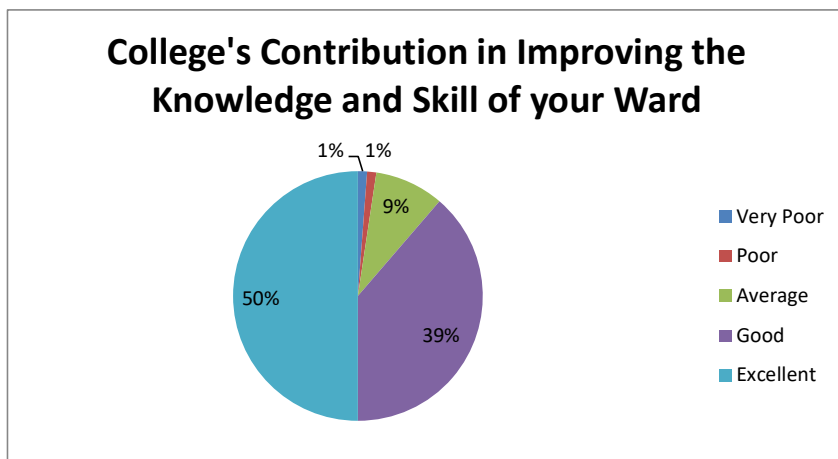
Criteria	No. of Parents	%age
Excellent	78	47
Very Good	81	48
Average	5	3
Poor	4	2
Very Poor	0	0



Interpretation: - it is observed that 95% parents feel that their wards are safe in college campus among them 47% feel excellent.

Table : - 4 College's Contribution in Improving the Knowledge and Skill of your Ward

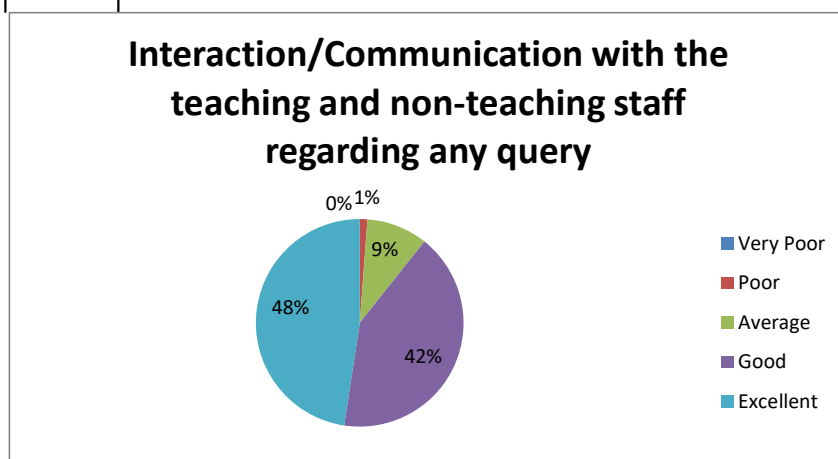
Criteria	No. of Parents	%age
Excellent	84	50
Very Good	65	39
Average	15	9
Poor	2	1
Very Poor	2	1



Interpretation: - it is observed that 89% parents feel that college contributes in improving the knowledge and skill of their wards among them 50% feel excellent.

Table : - 5 Interaction/Communication with the teaching and non-teaching staff regarding any query

Criteria	No. of Parents	%age
Excellent	80	48
Very Good	70	42
Average	16	9
Poor	2	1
Very Poor	0	0



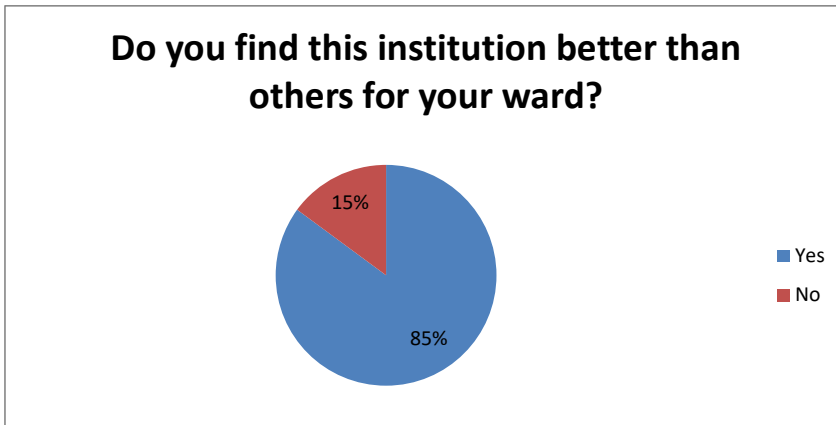
Interpretation: - it is observed that 90% parents feel that there is interaction/communication with the teaching and non-teaching staff regarding any query among them 48% feel excellent.

SECTION: B

Sr. No.	Contents	Yes	No
1	Do you find this institution better than others for your ward?	143	25
2	Do you feel that college environment is conducive for overall development of your ward?	156	12
3	Is your ward given enough exposure far as career orientation concerned?	156	12
4	Do you receive regular updates from the college through mails, calls / SMS?	150	18

Table : - 1 Do you find this institution better than others for your ward?

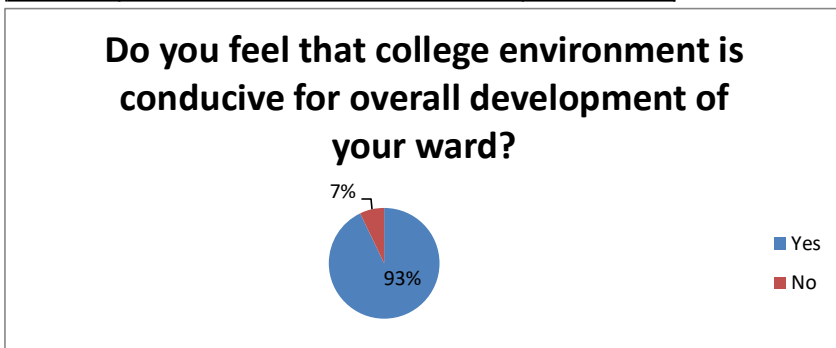
Criteria	No. of Parents	%age
Yes	143	85
No	25	15



Interpretation: - It is analyzed that 85% Parents are agreed and 15% are not agreed with the above statement.

Table : - 2 Do you feel that college environment is conducive for overall development of your ward?

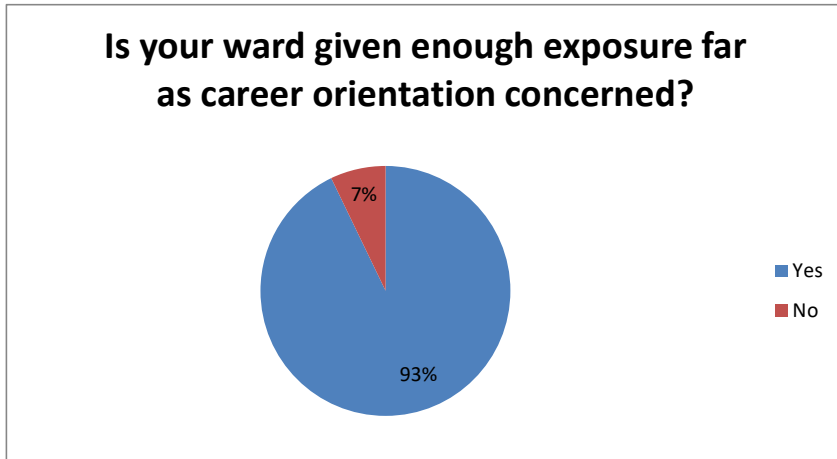
Criteria	No. of Parents	%age
Yes	156	93
No	12	7



Interpretation: - It is analyzed that 93% Parents are agreed and 7% are not agreed with the above statement.

Table : - 3 Is your ward given enough exposure for as career orientation concerned?

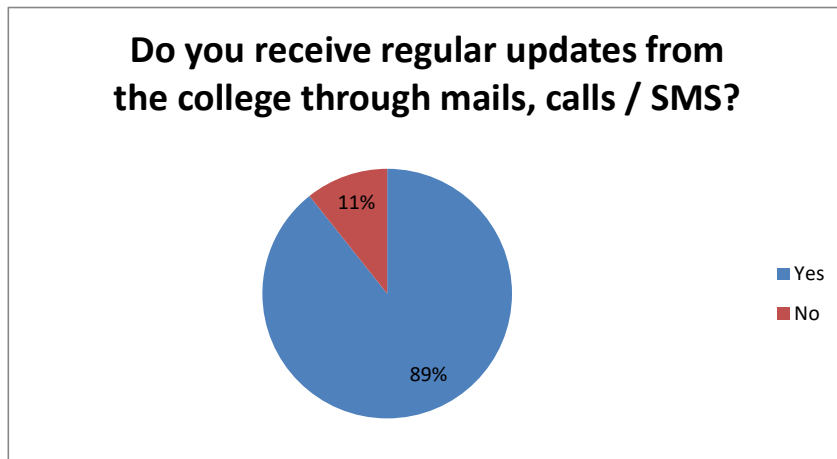
Criteria	No. of Parents	%age
Yes	156	93
No	12	7



Interpretation: - It is analyzed that 93% Parents are agreed and 7% are not agreed with the above statement.

Table : - 4 Do you receive regular updates from the college through mails, calls / SMS?

Criteria	No. of Parents	%age
Yes	150	89
No	18	11



Interpretation: - It is analyzed that 89% Parents are agreed and 11% are not agreed with the above statement.

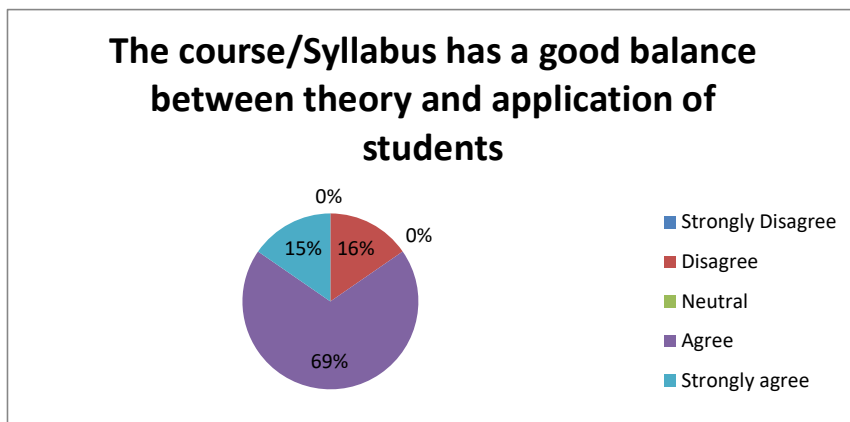
GOVT. BIKRAM COLLEGE OF COMMERCE, PATIALA

ANALYSIS OF TEACHER'S FEEDBACK FORM (2022-23) (N=26)

Sr. No.	Contents	Strongly Disagree	Disagree	Neutral	Agree	Strongly agree
1	The course/Syllabus has a good balance between theory and application of students	0	4	0	18	4
2	Environment in the college is conducive to effective teaching	0	0	3	12	11
3	Institution provides proper infrastructure	0	1	4	11	10
4	There is freedom to adopt techniques/strategies of testing and assessment of students	0	0	0	17	9
5	Internal exam system is transparent and effective	0	0	1	11	14
6	Library enriched with number of latest reference/text books, journal as per syllabus	0	2	1	15	8
7	Class rooms and practical Labs are well maintained	0	0	3	13	10
8	The college provides adequate opportunities and support to faculty members for upgrading their skills and qualification	2	1	4	12	7
9	Teachers are encouraged to organise and participate in seminars/workshops/conferences	2	2	4	10	8
10	Teachers are motivated to undertake major and minor research projects from different funding agencies	3	3	5	10	5

Table : - 1 The course/Syllabus has a good balance between theory and application of students

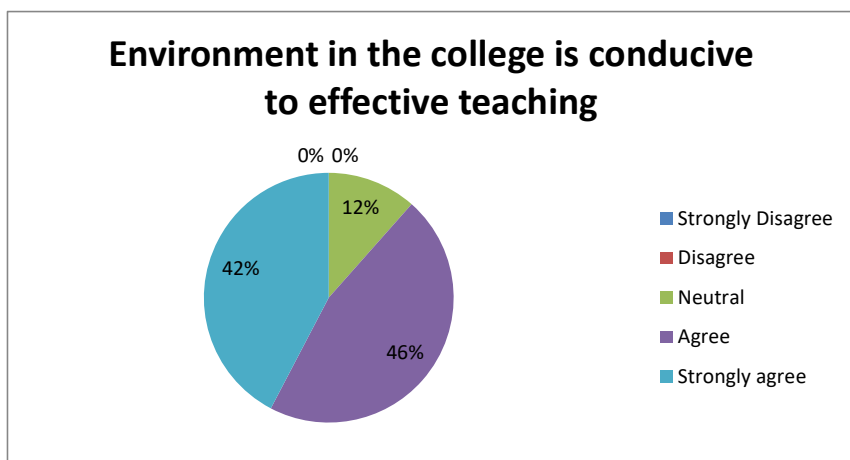
Criteria	No. of Teachers	%age
Strongly Agree	4	15
Agree	18	69
Neutral	0	0
Disagree	4	16
Strongly Disagree	0	0



Interpretation: - It is analyzed that 15% teachers are strongly agreed and 69% are agreed and only 16% are disagreed with the above statement.

Table : - 2 Environment in the college is conducive to effective teaching

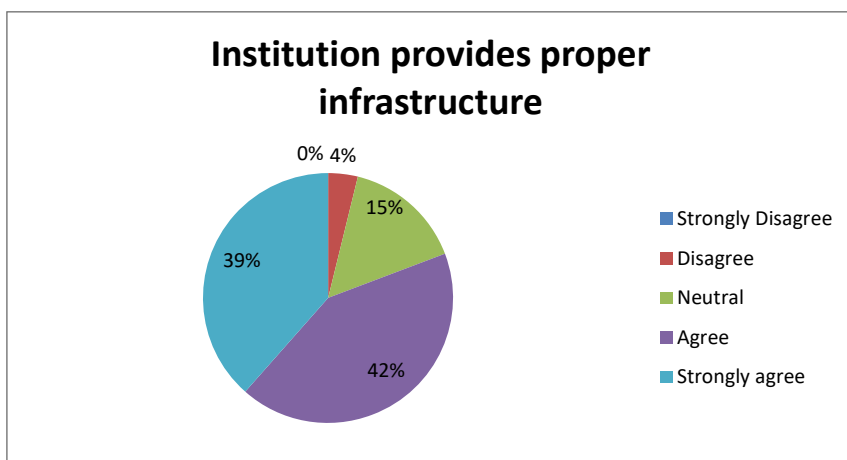
Criteria	No. of Teachers	%age
Strongly Agree	11	42
Agree	12	46
Neutral	3	12
Disagree	0	0
Strongly Disagree	0	0



Interpretation: - It is analyzed that 42% teachers are strongly agreed and 46% are agreed with the above statement.

Table : - 3 Institution provides proper infrastructure

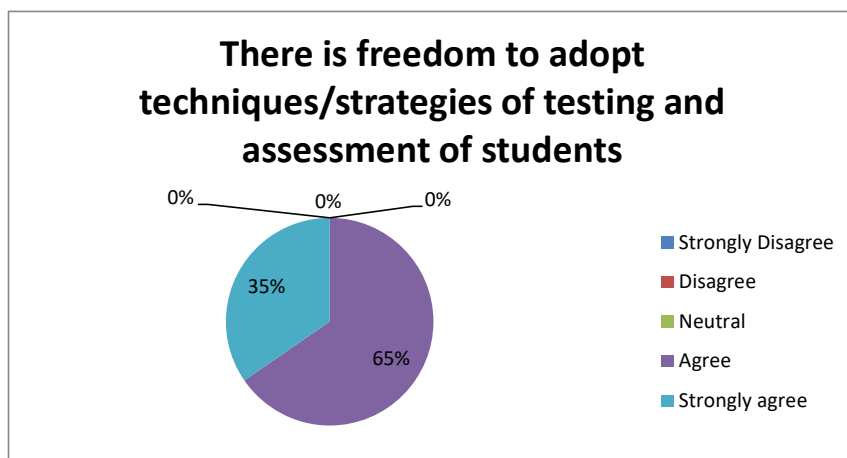
Criteria	No. of Teachers	%age
Strongly Agree	10	39
Agree	11	42
Neutral	4	15
Disagree	1	4
Strongly Disagree	0	0



Interpretation: - It is analyzed that 39% teachers are strongly agreed and 42% are agreed and only 4% are disagreed that institution provides proper infrastructure.

Table : - 4 There is freedom to adopt techniques/strategies of testing and assessment of students

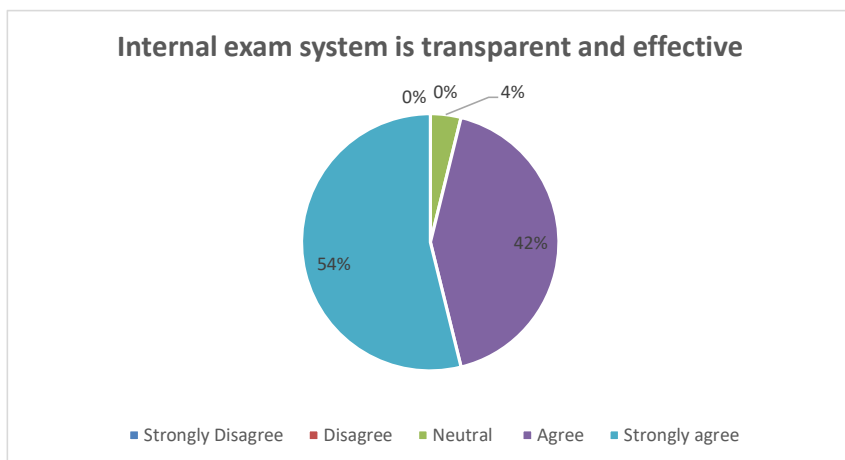
Criteria	No. of Teachers	%age
Strongly Agree	9	35
Agree	17	65
Neutral	0	0
Disagree	0	0
Strongly Disagree	0	0



Interpretation: - It is analyzed that 35% teachers are strongly agreed and 65% are agreed with above statement.

Table : - 5 Internal exam system is transparent and effective

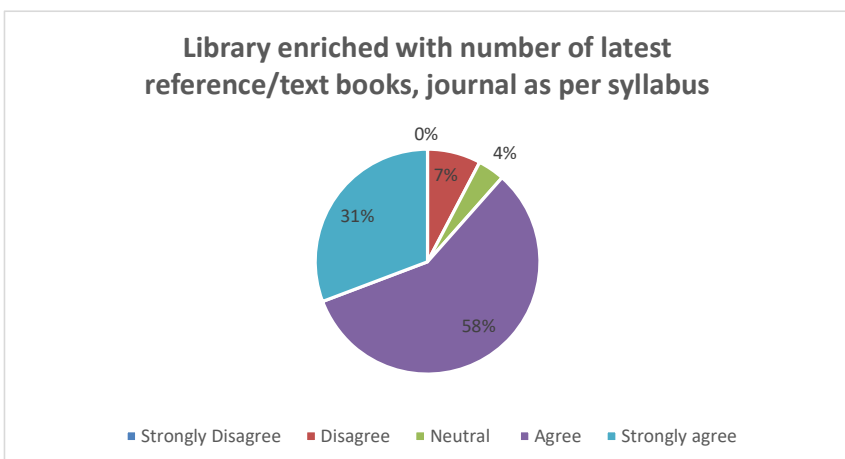
Criteria	No. of Teachers	%age
Strongly Agree	14	54
Agree	11	42
Neutral	1	4
Disagree	0	0
Strongly Disagree	0	0



Interpretation: - It is analyzed that 54% teachers are strongly agreed and 42% are agreed that internal exam system is transparent and effective.

Table : - 6 Library enriched with number of latest reference/text books, journal as per syllabus

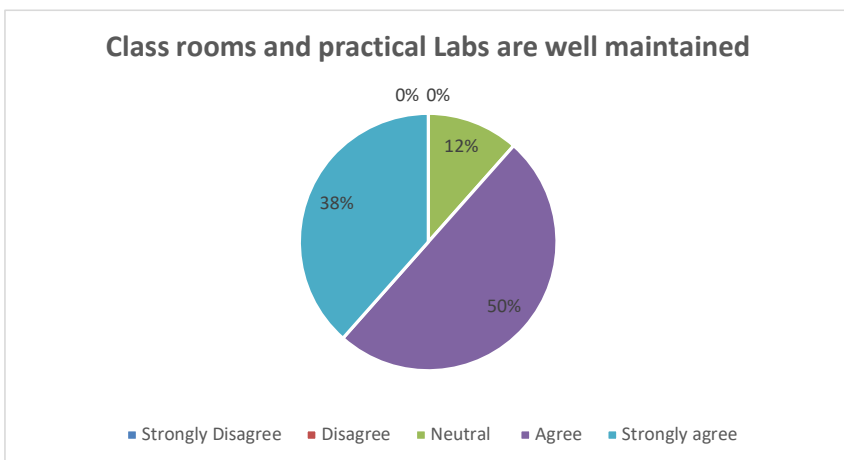
Criteria	No. of Teachers	%age
Strongly Agree	8	31
Agree	15	58
Neutral	1	4
Disagree	2	7
Strongly Disagree	0	0



Interpretation: - It is analyzed that 31% teachers are strongly agreed and 58% are agreed and only 7% are disagreed with the above statement.

Table : - 7 Class rooms and practical Labs are well maintained

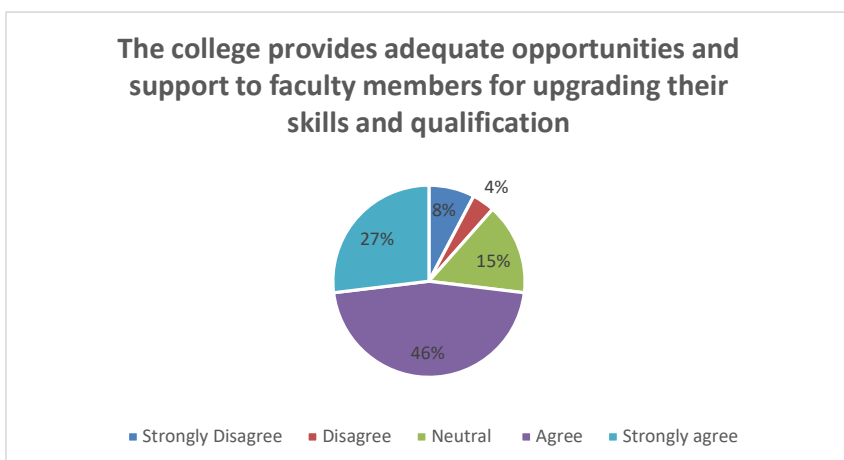
Criteria	No. of Teachers	%age
Strongly Agree	10	38
Agree	13	50
Neutral	3	12
Disagree	0	0
Strongly Disagree	0	0



Interpretation: - It is analyzed that 38% teachers are strongly agreed and 50% are agreed that class rooms and practical labs are well maintained.

Table : - 8 The college provides adequate opportunities and support to faculty members for upgrading their skills and qualification

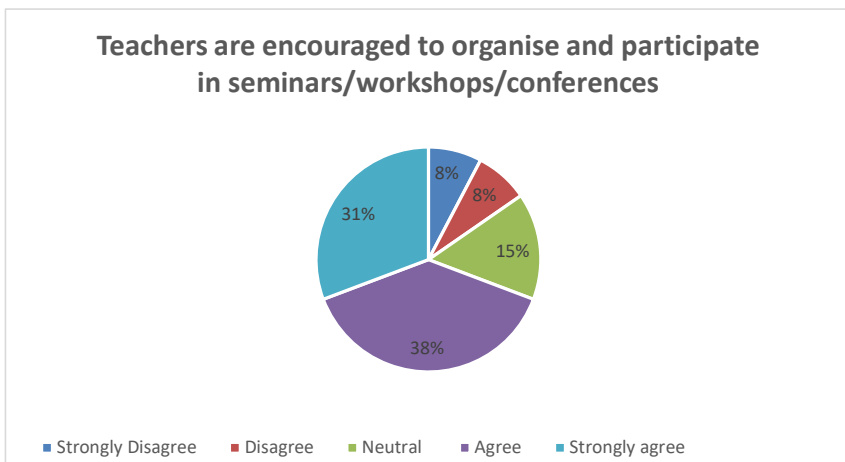
Criteria	No. of Teachers	%age
Strongly Agree	7	27
Agree	12	46
Neutral	4	15
Disagree	1	4
Strongly Disagree	2	8



Interpretation: - It is analyzed that 27% teachers are strongly agreed and 46% are agreed and 12% are disagreed with the above statement.

Table : - 9 Teachers are encouraged to organise and participate in seminars/workshops/conferences

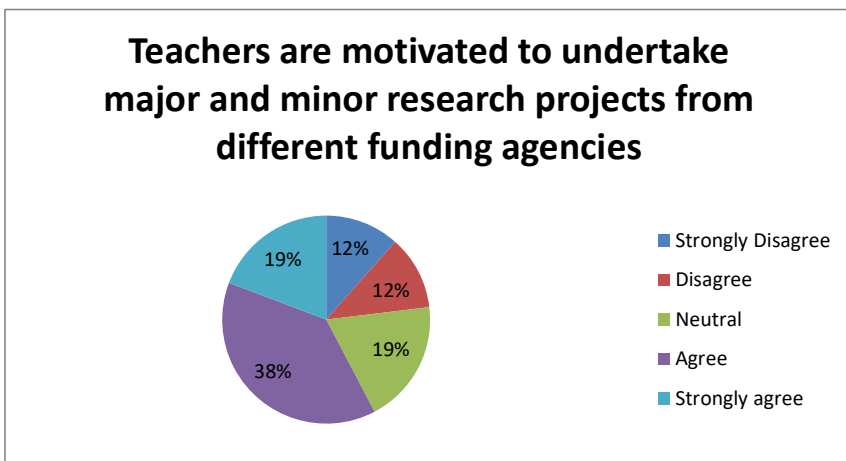
Criteria	No. of Teachers	%age
Strongly Agree	8	31
Agree	10	38
Neutral	4	15
Disagree	2	8
Strongly Disagree	2	8



Interpretation: - It is analyzed that 31% teachers are strongly agreed and 38% are agreed and 16% are disagreed with the above statement.

Table :-10 Teachers are motivated to undertake major and minor research projects from different funding agencies

Criteria	No. of Teachers	%age
Strongly Agree	5	19
Agree	10	38
Neutral	5	19
Disagree	3	12
Strongly Disagree	3	12



Interpretation: - It is analyzed that 19% teachers are strongly agreed and 38% are agreed and 24% are disagreed with the above statement.

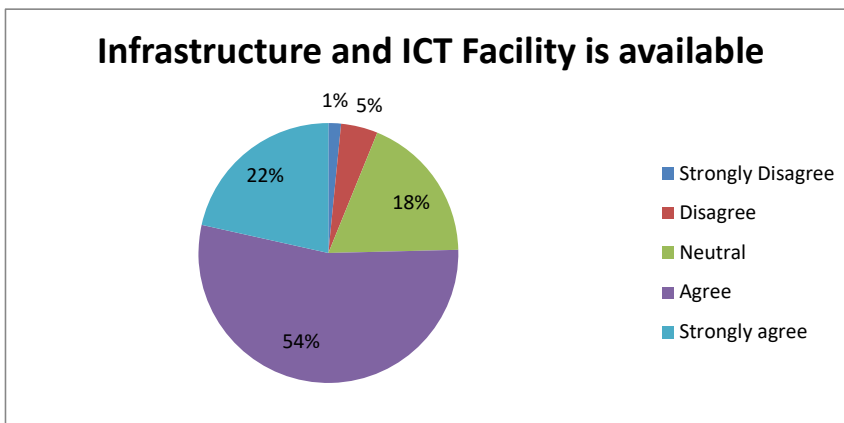
GOVT. BIKRAM COLLEGE OF COMMERCE, PATIALA
ANALYSIS OF ALUMNI'S FEEDBACK FORM (2022-23) (N=65)

SECTION A:

Sr. No.	Contents	Strongly Disagree	Disagree	Neutral	Agree	Strongly agree
1	Infrastructure and ICT Facility is available	1	3	12	35	14
2	Teaching standards are up to Mark	1	2	10	33	19
3	Library is well equipped	2	3	14	34	12
4	Grievance Redressal Cell exists in the college	2	2	11	37	13
5	Office staff, Library staff in the college are helpful	0	2	8	38	17
6	Co-curricular activities are supportive in getting jobs	2	3	15	32	13
7	Building/Classrooms are accessible to differently abled students	0	3	12	40	10

Table : - 1 Infrastructure and ICT Facility is available

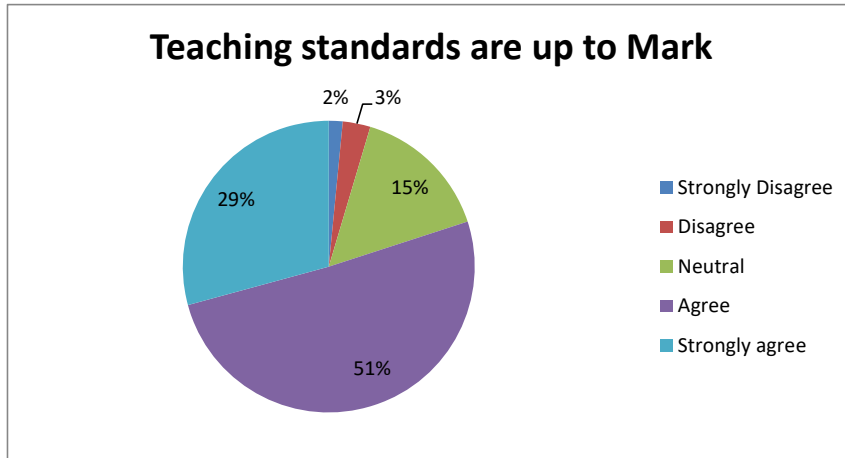
Criteria	No. of Alumni Members	%age
Strongly Agree	14	22
Agree	35	54
Neutral	12	18
Disagree	3	5
Strongly Disagree	1	1



Interpretation: - It is analyzed that 22% Alumni Members are strongly agreed and 54% are agreed and only 6% are disagreed with availability of infrastructure and ICT facility.

Table : - 2 Teaching standards are up to Mark

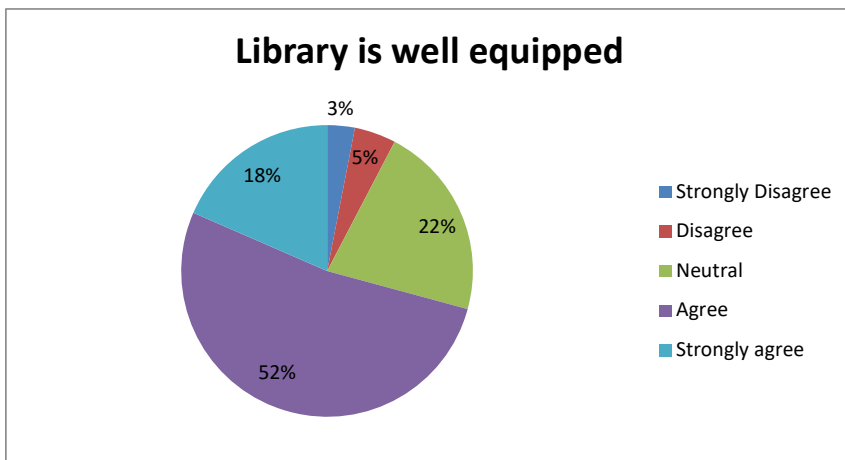
Criteria	No. of Alumni Members	%age
Strongly Agree	19	29
Agree	33	51
Neutral	10	15
Disagree	2	3
Strongly Disagree	1	2



Interpretation: - It is analyzed that 29% Alumni Members are strongly agreed and 51% are agreed. and only 5% are disagreed.

Table : - 3 Library is well equipped

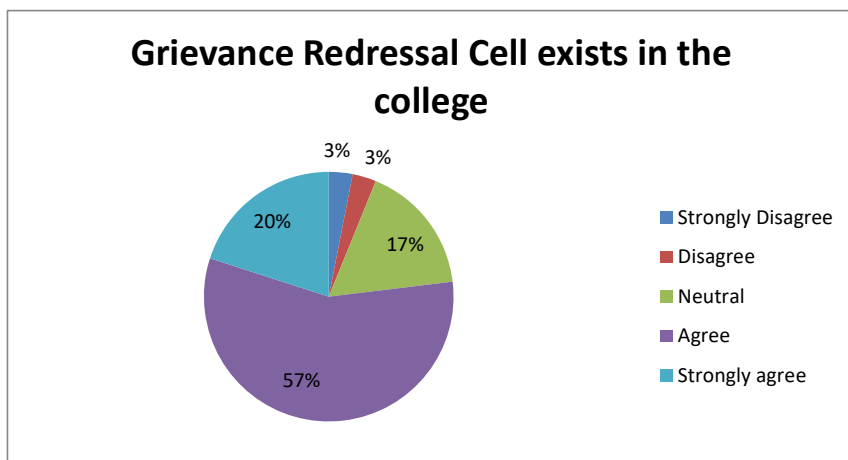
Criteria	No. of Alumni Members	%age
Strongly Agree	12	18
Agree	34	52
Neutral	14	22
Disagree	3	5
Strongly Disagree	2	3



Interpretation: - It is analyzed that 18% Alumni Members are strongly agreed and 52% are agreed. and only 8% are disagreed.

Table : - 4 Grievance Redressal Cell exists in the college

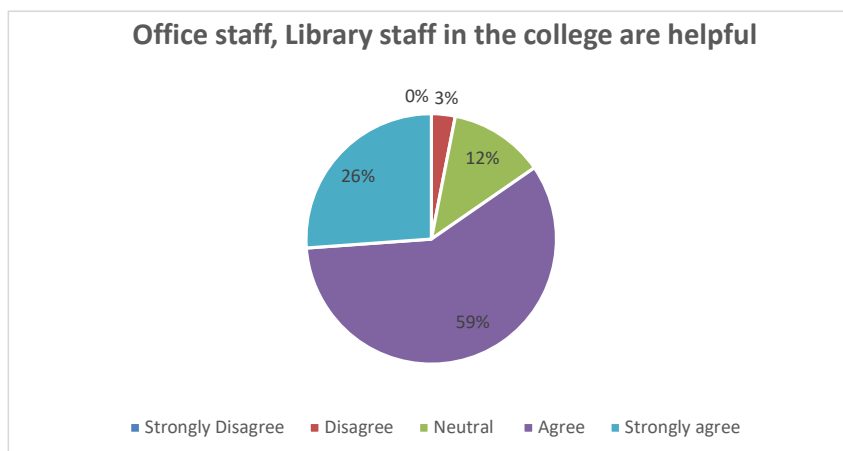
Criteria	No. of Alumni Members	%age
Strongly Agree	13	20
Agree	37	57
Neutral	11	17
Disagree	2	3
Strongly Disagree	2	3



Interpretation: - It is analyzed that 20% Alumni Members are strongly agreed and 57% are agreed and only 6% are disagreed with the availability of grievance redressal cell in the college.

Table : - 5 Office staff, Library staff in the college are helpful

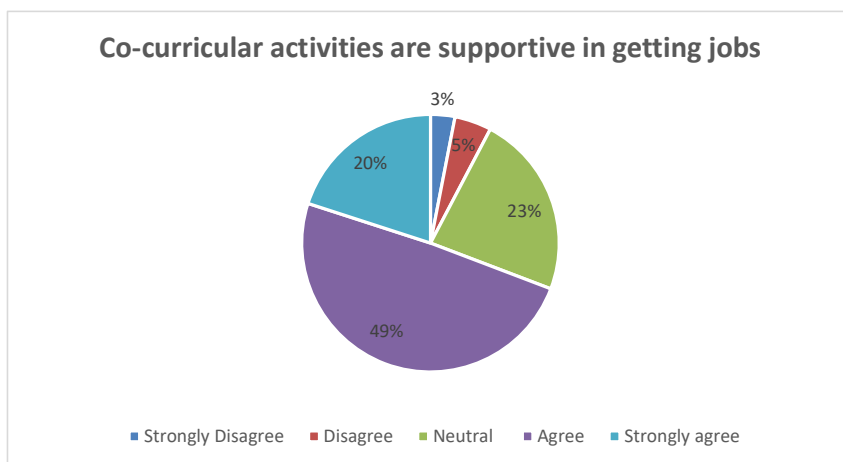
Criteria	No. of Alumni Members	%age
Strongly Agree	17	26
Agree	38	59
Neutral	8	12
Disagree	2	3
Strongly Disagree	0	0



Interpretation: - It is analyzed that 26% Alumni Members are strongly agreed and 59% are agreed. and only 3% are disagreed.

Table : - 6 Co-curricular activities are supportive in getting jobs

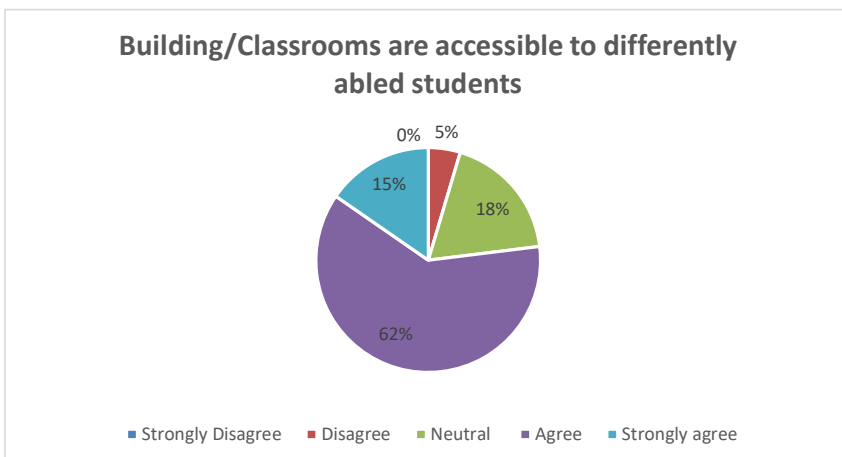
Criteria	No. of Alumni Members	%age
Strongly Agree	13	20
Agree	32	49
Neutral	15	23
Disagree	3	5
Strongly Disagree	2	3



Interpretation: - It is analyzed that 20% Alumni Members are strongly agreed and 49% are agreed and only 8% are disagreed that co-curricular activities are supportive in getting jobs.

Table : - 7 Building/Classrooms are accessible to differently abled students

Criteria	No. of Alumni Members	%age
Strongly Agree	10	15
Agree	40	62
Neutral	12	18
Disagree	3	5
Strongly Disagree	0	0



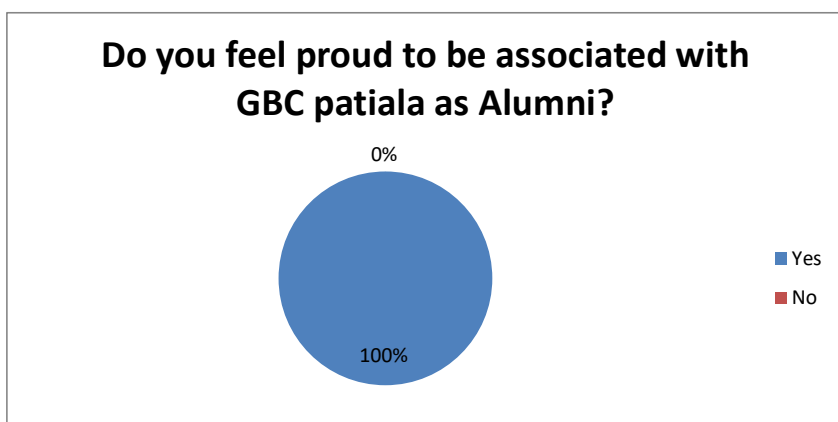
Interpretation: - It is analyzed that 15% Alumni Members are strongly agreed and 62% are agreed and only 5% are disagreed with the above statement.

SECTION B: -

Sr. No.	Contents	Yes	No
1	Do you feel proud to be associated with GBC patiala as Alumni?	65	0
2	Are you satisfied with development activities organised by the college for the overall development of the students?	62	3
3	Are you willing to contribute for the development of the college	60	5

Table : - 1 Do you feel proud to be associated with GBC patiala as Alumni?

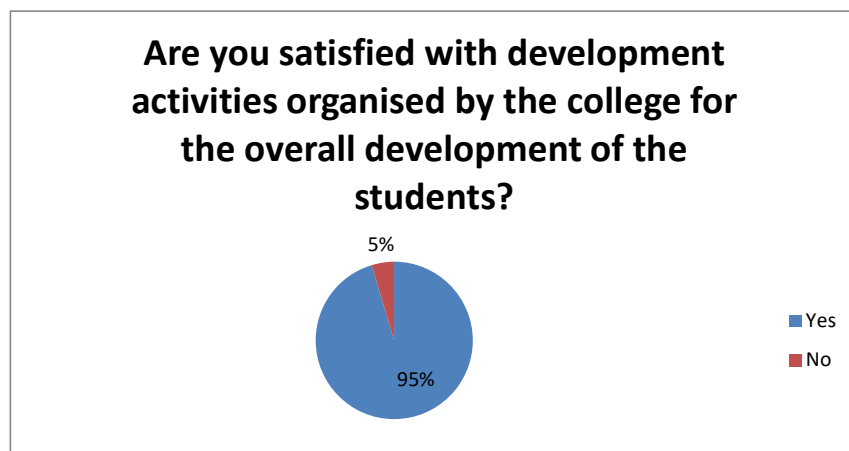
Criteria	No. of Alumni Members	%age
Yes	65	100
No	0	0



Interpretation: - It is analyzed that 100% Alumni Members are agreed with the above statement.

Table : - 2 Are you satisfied with development activities organised by the college for the overall development of the students?

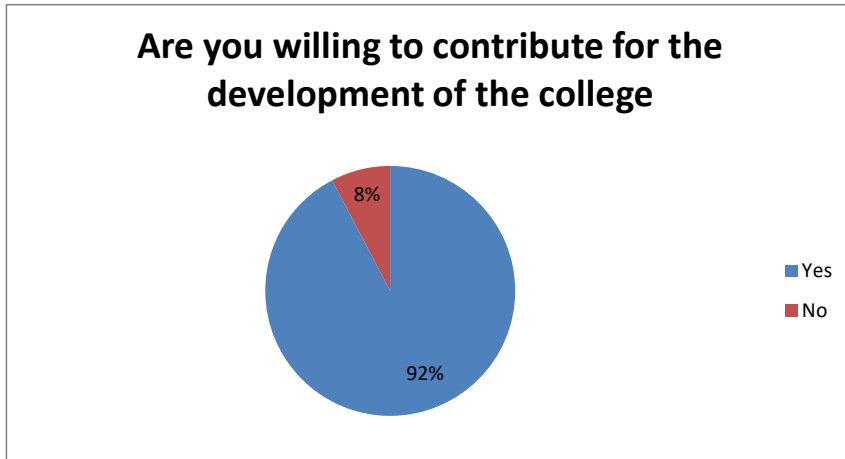
Criteria	No. of Alumni Members	%age
Yes	62	95
No	3	5



Interpretation: - It is analyzed that 95% Alumni Members are agreed and 5% are not agreed with the above statement.

Table : - 3 Are you willing to contribute for the development of the college

Criteria	No. of Alumni Members	%age
Yes	60	92
No	5	8



Interpretation: - It is analyzed that 92% Alumni Members are agreed and 8% are not agreed with the above statement.